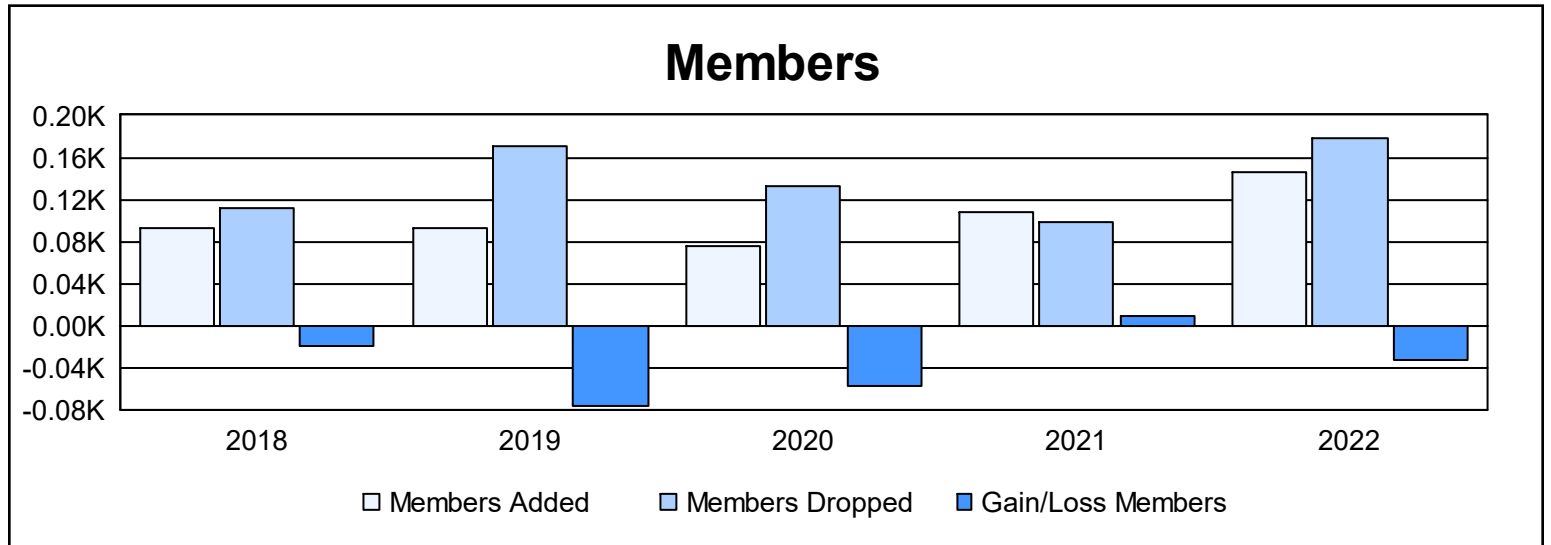
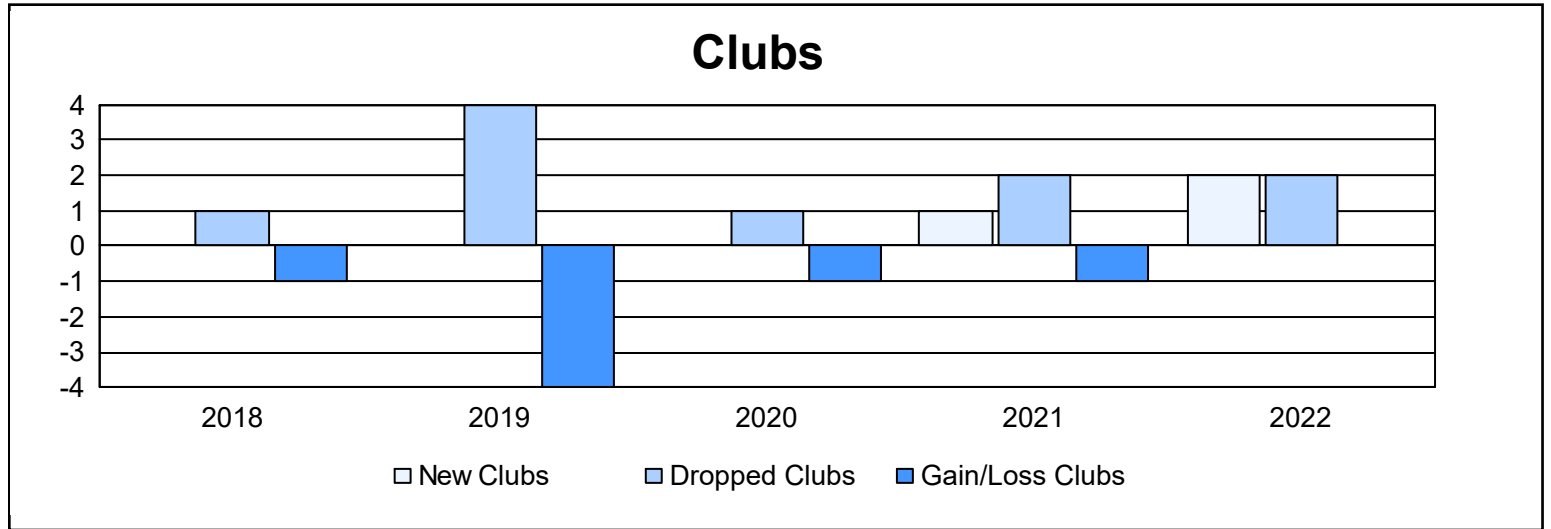
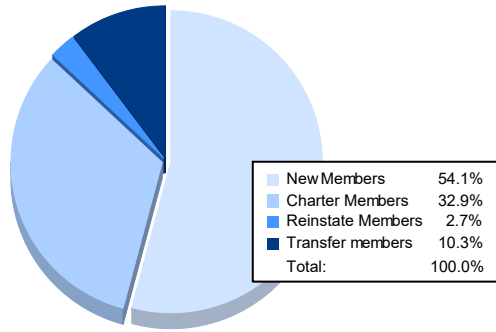


| Year | New Clubs | Dropped Clubs | Gain/ Loss Clubs | New Members | Charter Members | Reinstate Members | Transfer Members | Total Member Added | Total Members Dropped | Gain/ Loss Members |
|----------------|-----------|---------------|------------------|-------------|-----------------|-------------------|------------------|--------------------|-----------------------|--------------------|
| 2017-2018 | 0 | 1 | -1 | 72 | 0 | 8 | 13 | 93 | 112 | -19 |
| 2018-2019 | 0 | 4 | -4 | 62 | 1 | 9 | 21 | 93 | 170 | -77 |
| 2019-2020 | 0 | 1 | -1 | 63 | 1 | 2 | 10 | 76 | 133 | -57 |
| 2020-2021 | 1 | 2 | -1 | 74 | 29 | 2 | 3 | 108 | 99 | 9 |
| 2021-2022 | 2 | 2 | 0 | 79 | 48 | 4 | 15 | 146 | 178 | -32 |
| Average | 1 | 2 | -1 | 70 | 16 | 5 | 12 | 103 | 138 | -35 |



Membership Composition June 2022 Cumulative



Gender Composition June 2022 Cumulative

